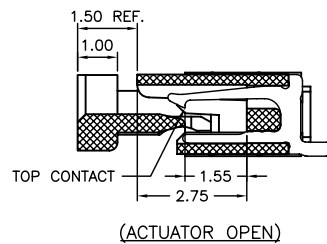
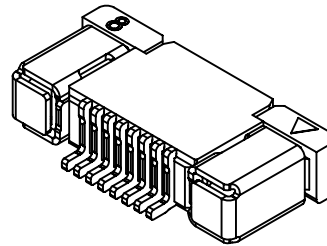
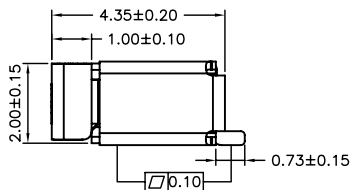
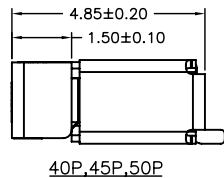
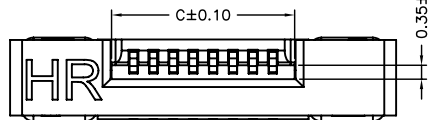
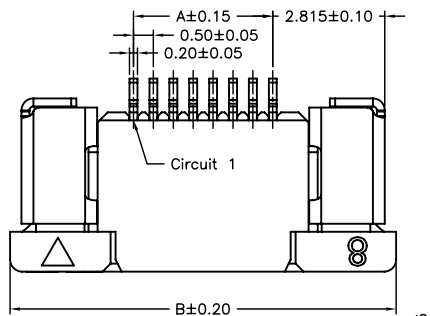


SUGGESTED PCB LAYOUT
(COMPONENT SIDE)

RECOMMENDED FFC/FPC DIMENSION



(ACTUATOR OPEN)



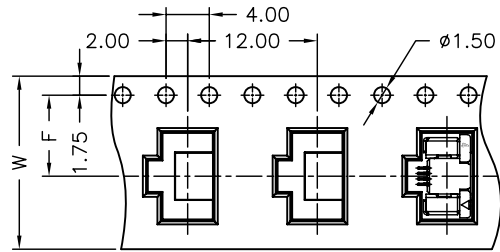
SPECIFICATIONS
 Current Rating: 0.5A AC,DC
 Voltage Rating: 50V AC,DC
 Temperature Range: -25°C ~ +85°C
 Contact Resistance: 30mΩ Max.
 Insulation Resistance: 100MΩ Min.
 Withstanding Voltage: 250V AC/minute
 Contacts: Phosphor Bronze/Gold-flash 1u"
 Solder Tabs: Brass/Gold-flash 1u"
 Housing: Nylon 6T,UL94V-0,Natural(Beige)
 Actuator: Nylon 6T,UL94V-0,Natural(Black)

Ordering Information & Dimensions

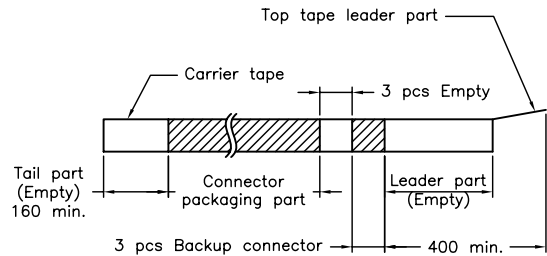
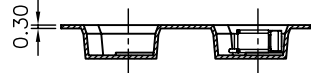
PART NO.	Dimensions			PART NO.	Dimensions		
	A	B	C		A	B	C
F0500WR-S-04PT	1.50	7.70	2.60	F0500WR-S-25PT	12.00	18.20	13.10
F0500WR-S-05PT	2.00	8.20	3.10	F0500WR-S-26PT	12.50	18.70	13.60
F0500WR-S-06PT	2.50	8.70	3.60	F0500WR-S-27PT	13.00	19.20	14.10
F0500WR-S-07PT	3.00	9.20	4.10	F0500WR-S-28PT	13.50	19.70	14.60
F0500WR-S-08PT	3.50	9.70	4.60	F0500WR-S-29PT	14.00	20.20	15.10
F0500WR-S-09PT	4.00	10.20	5.10	F0500WR-S-30PT	14.50	20.70	15.60
F0500WR-S-10PT	4.50	10.70	5.60	F0500WR-S-31PT	15.00	21.20	16.10
F0500WR-S-11PT	5.00	11.20	6.10	F0500WR-S-32PT	15.50	21.70	16.60
F0500WR-S-12PT	5.50	11.70	6.60	F0500WR-S-33PT	16.00	22.20	17.10
F0500WR-S-13PT	6.00	12.20	7.10	F0500WR-S-34PT	16.50	22.70	17.60
F0500WR-S-14PT	6.50	12.70	7.60	F0500WR-S-35PT	17.00	23.20	18.10
F0500WR-S-15PT	7.00	13.20	8.10	F0500WR-S-36PT	17.50	23.70	18.60
F0500WR-S-16PT	7.50	13.70	8.60	F0500WR-S-37PT	18.00	24.20	19.10
F0500WR-S-17PT	8.00	14.20	9.10	F0500WR-S-38PT	18.50	24.70	19.60
F0500WR-S-18PT	8.50	14.70	9.60	F0500WR-S-39PT	19.00	25.20	20.10
F0500WR-S-19PT	9.00	15.20	10.10	F0500WR-S-40PT	19.50	25.70	20.60
F0500WR-S-20PT	9.50	15.70	10.60	F0500WR-S-45PT	22.00	28.20	23.10
F0500WR-S-21PT	10.00	16.20	11.10	F0500WR-S-49PT	24.00	30.20	25.10
F0500WR-S-22PT	10.50	16.70	11.60	F0500WR-S-50PT	24.50	30.70	25.60
F0500WR-S-23PT	11.00	17.20	12.10	F0500WR-S-51PT	25.00	31.20	26.10
F0500WR-S-24PT	11.50	17.70	12.60				

				UNIT	SCALE	SHEET	TITLE:
				mm		1 of 2	0.50mm PITCH
				DRAWN BY		APPROVED BY	
				蕭惠風		董正一	
				2002.07.14		2002.07.15	
				GENERAL TOLERANCE			
B3	EN0912010589	2009.12.01	X. X±0.25	ANGLE±		90° SMT TYPE, ZIF, TOP CONTACT STYLE	
B2	REVISE	2009.04.30					
B1	REVISE	2007.08.02	X. XX±0.15				
B0	NEW RELEASE	2005.11.19	X. XXX±0.05			DRAW NO. :	
REV.	DESCRIPTION	DATE			F0500WR-S-XPT		REV. B3

04~21 Contacts



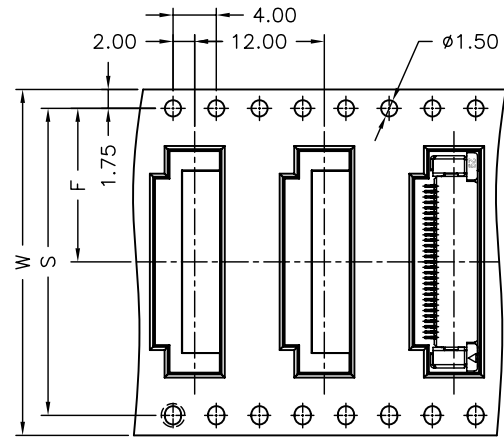
Unreeling direction →



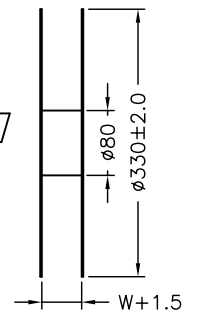
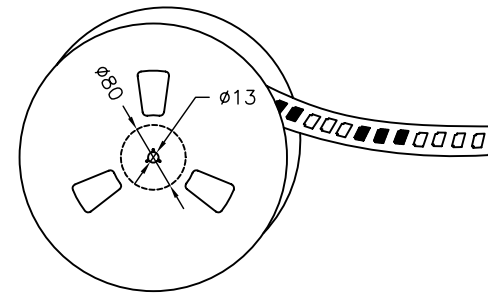
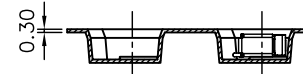
R0.85

1.50^{+0.10}₋₀

22~51 Contacts



Unreeling direction →



Number of Contacts	W±0.3	F±0.1	S±0.1	Q'ty/Reel	Number of Contacts	W±0.3	F±0.1	S±0.1	Q'ty/Reel
04P	16	7.50		1,500	25P	32	14.20	28.40	1,500
05P	16	7.50		1,500	26P	32	14.20	28.40	1,500
06P	24	11.50		1,500	27P	32	14.20	28.40	1,500
07P	24	11.50		1,500	28P	32	14.20	28.40	1,500
08P	24	11.50		1,500	29P	32	14.20	28.40	1,500
09P	24	11.50		1,500	30P	32	14.20	28.40	1,500
10P	24	11.50		1,500	31P	44	20.20	40.40	1,500
11P	24	11.50		1,500	32P	44	20.20	40.40	1,500
12P	24	11.50		1,500	33P	44	20.20	40.40	1,500
13P	24	11.50		1,500	34P	44	20.20	40.40	1,500
14P	24	11.50		1,500	35P	44	20.20	40.40	1,500
15P	24	11.50		1,500	36P	44	20.20	40.40	1,500
16P	24	11.50		1,500	37P	44	20.20	40.40	1,500
17P	24	11.50		1,500	38P	44	20.20	40.40	1,500
18P	24	11.50		1,500	39P	44	20.20	40.40	1,500
19P	24	11.50		1,500	40P	44	20.20	40.40	1,500
20P	24	11.50		1,500	45P	44	20.20	40.40	1,500
21P	24	11.50		1,500	49P	44	20.20	40.40	1,500
22P	32	14.20	28.40	1,500	50P	44	20.20	40.40	1,500
23P	32	14.20	28.40	1,500	51P	44	20.20	40.40	1,500
24P	32	14.20	28.40	1,500					

				UNIT	SCALE	SHEET	TITLE: 0.50mm PITCH FFC/FPC CONNECTOR 90° SMT TYPE, ZIF, TOP CONTACT STYLE, TAPING SPEC.
				mm		2 of 2	
DRAWN BY		APPROVED BY		GENERAL TOLERANCE		DRAW NO. :	REV.
蕭惠風		董正一		2002.07.14 2002.07.15			
B2	EN0912010589	2009.12.01	X.X±0.25	ANGLE±			
B1	REVISE	2007.08.02	X.XX±0.15				
B0	NEW RELEASE	2005.11.19	X.XXX±0.05				
REV.	DESCRIPTION	DATE					